

2SD1992A

Silicon NPN epitaxial planer type

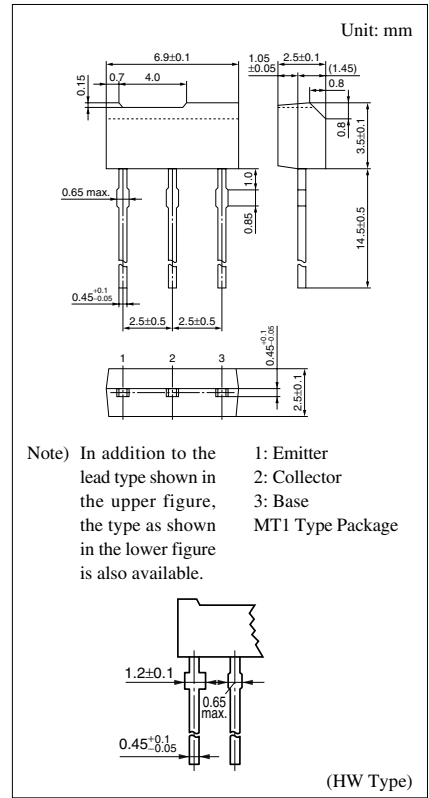
For general amplification
Complementary to 2SB1321A

■ Features

- Low collector to emitter saturation voltage $V_{CE(sat)}$
- Allowing supply with the radial taping

■ Absolute Maximum Ratings $T_a = 25^\circ\text{C}$

Parameter	Symbol	Rating	Unit
Collector to base voltage	V_{CBO}	60	V
Collector to emitter voltage	V_{CEO}	50	V
Emitter to base voltage	V_{EBO}	7	V
Peak collector current	I_{CP}	1	A
Collector current	I_C	500	mA
Collector power dissipation	P_C	600	mW
Junction temperature	T_j	150	$^\circ\text{C}$
Storage temperature	T_{stg}	-55 to +150	$^\circ\text{C}$



■ Electrical Characteristics $T_a = 25^\circ\text{C} \pm 3^\circ\text{C}$

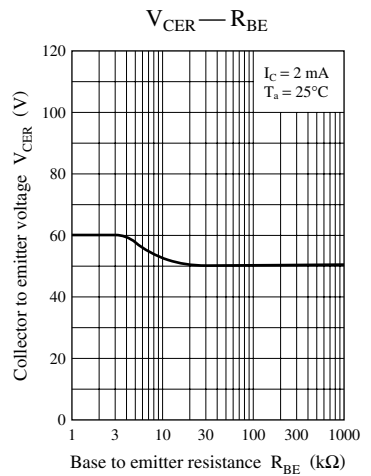
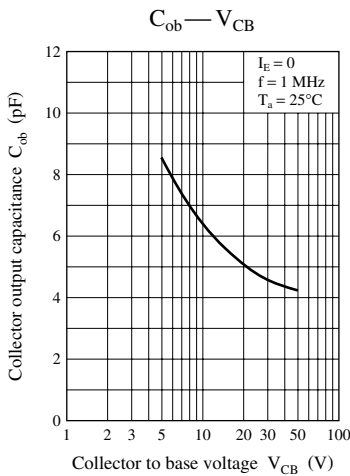
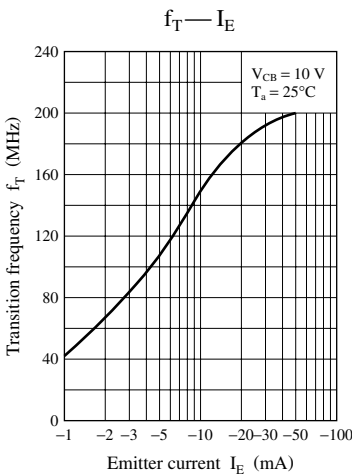
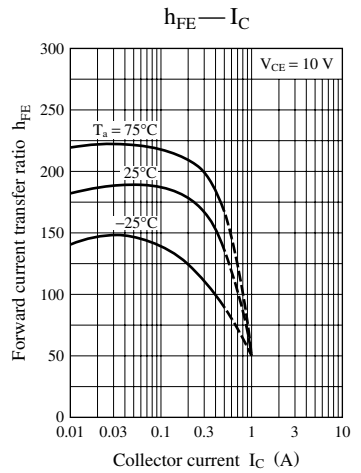
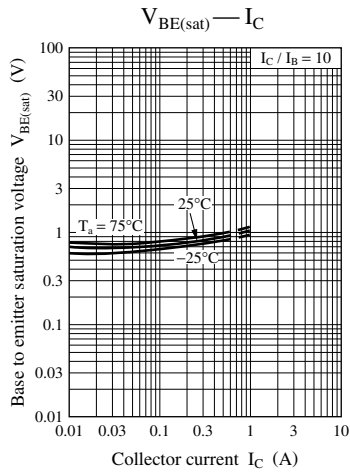
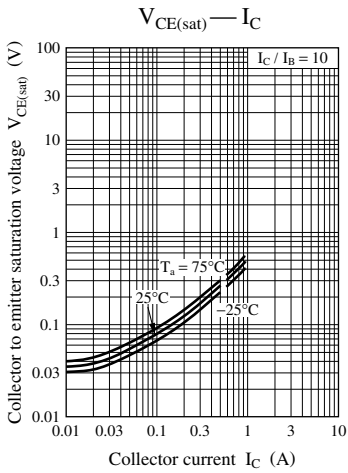
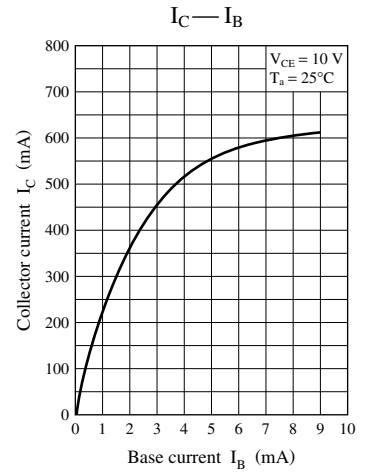
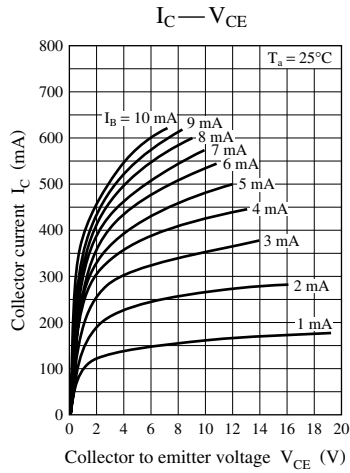
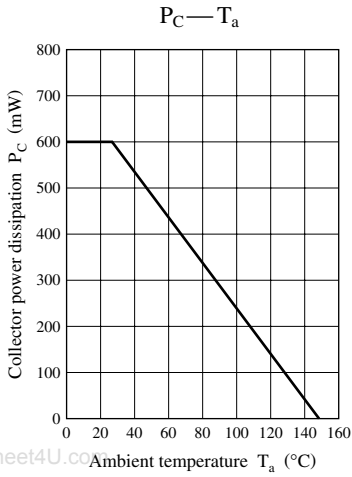
Parameter	Symbol	Conditions	Min	Typ	Max	Unit
Collector cutoff current	I_{CBO}	$V_{CB} = 20\text{ V}, I_E = 0$			0.1	μA
	I_{CEO}	$V_{CE} = 20\text{ V}, I_B = 0$			1	μA
Collector to base voltage	V_{CBO}	$I_C = 10\ \mu\text{A}, I_E = 0$	60			V
Collector to emitter voltage	V_{CEO}	$I_C = 2\text{ mA}, I_B = 0$	50			V
Emitter to base voltage	V_{EBO}	$I_E = 10\ \mu\text{A}, I_C = 0$	7			V
Forward current transfer ratio	h_{FE1}^{*2}	$V_{CE} = 10\text{ V}, I_C = 10\text{ mA}$	85		340	
	h_{FE2}^{*1}	$V_{CE} = 10\text{ V}, I_C = 500\text{ mA}$	40	90		
Collector to emitter saturation voltage ^{*1}	$V_{CE(sat)}$	$I_C = 300\text{ mA}, I_B = 30\text{ mA}$		0.35	0.6	V
Transition frequency	f_T	$V_{CB} = 10\text{ V}, I_E = -10\text{ mA}, f = 200\text{ MHz}$		200		MHz
Collector output capacitance	C_{ob}	$V_{CB} = 10\text{ V}, I_E = 0, f = 1\text{ MHz}$		6	15	pF

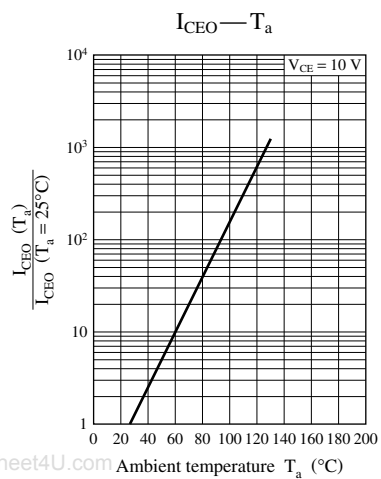
Note) *1: Pulse measurement

*2: Rank classification

Rank	Q	R	S	No-rank
h_{FE1}	85 to 170	120 to 240	170 to 340	85 to 340

Product of no-rank is not classified and have no indication for rank.





www.DataSheet4U.com